

TiLite T SERIES Order Form

Effective April 7, 2016 (New Items in Red)

DUAL-TUBE RIGID FRAME

Page 1 of 7

DEALER INFORMATION		RTS INFORMATION	
Dealer:	Account #:	RTS:	Phone:
PO:	Ordered By:	Email:	
Email:		SHIP TO INFORMATION	
Mark For:		Name:	Ship Via:
TiLite Sales Rep:		Address:	
TiLite Information:	Promo Code:	City:	State: Zip:
Ship Date:	Order #:	Phone:	Fax:

Please Email or Fax to the TiLite Customer Service Team at orders@tilite.com or 866.586.2413 / 509.586.2413



FRAME STYLE

- ATFS1 ☐ **Aero T Aluminum Frame** (Full Adjustability. 265 Pound Weight Limit. For Rear Seat Width **A** and Seat Depth **B** of 15" or greater, use K0005. For Rear Seat Width **A** and Seat Depth **B** of less than 15", use E1235.)..... **\$2,775** **K0005**
- TAFS1 ☐ **TRA Titanium Frame Upgrade** (Full Adjustability. 265 Pound Weight Limit. For Rear Seat Width **A** and Seat Depth **B** of 15" or greater, use K0005. For Rear Seat Width **A** and Seat Depth **B** of less than 15", use E1235.)..... **\$620** **K0108**
- TRFS1 ☐ **TR Titanium Frame Ultimate TiFIT Upgrade** (TRA Titanium Frame Upgrade required. Minimal Adjustability. 265 Pound Weight Limit.)..... **\$235** **K0108**

TILITE SPECIAL EDITIONS If selecting one of the TiLite Special Edition Upgraded Component Packages, you must still fill out the entire order form. Edition options will override inconsistent selections. Options cannot be added or deleted.

TP1 ☐ SuperLite Edition

- TFTR2 Titanium Open Loop Footrest **\$240**
- OR**
- TFTR1 Titanium Footrest w/Flat ABS Cover..... **\$185**
- Seat Back Type**
- TSB2 Folding Titanium Back..... **\$240**
- OR**
- TSB15 Non-Folding, Fixed Height Titanium Back..... **\$265**
- TSB5 Carbon Fiber TiShaft™ Back Release Bar (Not available with Non-Folding, Fixed Height Titanium Back.)..... **\$70**
- TCBR6 Carbon Fiber Camber Tube (Not available with a Power Adaptable Frame. When a Power Adaptable Frame is selected, an Aluminum Camber Tube will be used.)..... **\$185**
- TFK2 TiLite Slipstream Single-Sided Fork..... **\$160**
- TTFS1 Titanium Fork Stem..... **\$55**
- Retail: \$905 - \$950**
- SuperLite Edition Price: \$810**

- TP5 ☐ **Black Edition** (Black Edition includes: Black Lava Frame Color, Black Anodize Package, LiteSpeed Front Wheels (Must Choose Front Wheel Size, Carbon Fiber TiShaft™ Back Release Bar and TiLite Slipstream Single-Sided Fork.) **\$1,020**

Exclusive To The Black Edition

- ☐ Black on Black Tattoo
- Black Lava Footrest
- Carbon Fiber Backrest Stripe with Black TiLite Logo
- Stainless Quick Release Axles with Black TiLite Tattoo



- THDR1 ☐ **Heavy Duty Frame** Not Available with TR Titanium Frame (350 Pound Weight Limit. No charge when 20" Rear Seat Width **A** and 20" Seat Depth **B** are selected. Includes Tension Adjustable by Straps Back Upholstery. Requires Folding Aluminum Adjustable Height Backrest, Billet Aluminum Front Wheels, Shadow or Spinerger SPOX Rear Wheels. LX Rear Wheels only available with 0 or 2 degree camber. Not available with SuperLite Edition, Carbon Fiber Camber Tube, Slipstream Fork, Velcro Adjustable Upholstery, Open Loop Footrest, V-Front Taper or Glide™ Forks.)..... **\$410**
- TQST1 ☐ **Q'Straint Adaptable Frame** (350 Pound Weight Limit. No charge when 20" Rear Seat Width **A** and 20" Seat Depth **B** are selected. Includes Tension Adjustable by Straps Back Upholstery. Requires Folding Aluminum Adjustable Height Backrest, Billet Aluminum Front Wheels, Shadow or Spinerger SPOX Rear Wheels. LX Rear Wheels only available with 0 or 2 degree camber. Not available with SuperLite Edition, Carbon Fiber Camber Tube, Slipstream Fork, Velcro Adjustable Upholstery, Open Loop Footrest, V-Front Taper or Glide™ Forks.)..... **\$410**
- TPWR1 ☐ **Power Adaptable Frame for Frank Mobility System** (No charge when 20" Rear Seat Width **A** and 20" Seat Depth **B** are selected. Requires LiteSpeed Billet Aluminum Front Wheels and 0 degree camber. Not available with Single-sided Forks, Carbon Fiber or Titanium Camber Tubes.)..... **\$320**
- TRFR1 ☐ **Reinforced Frame** (No charge when 20" Rear Seat Width **A** and 20" Seat Depth **B** are selected.) **\$320**
- TLED1 ☐ **LED Lights** (Includes new Seat Pouch. Not available with Aero T or Neoprene Impact Guards. Please allow an additional two weeks.)..... **\$335**
- ☐ Mount switch on Right ☐ Mount switch on Left..... **STD**
- ☐ Battery included ☐ Battery not included **STD**

FRAME FINISHES

- TFF26 ☐ **Light Satin** (Available with Aluminum Frame only. Finished with Clear Powder Coat)..... **STD**
- TFF1 ☐ **Satin** **STD**
- TSCBT1 ☐ **Satin Finish Buffing Pads**..... **\$15**
- TFF2 ☐ **Polished** **\$695**



tilite.com
2701 West Court Street | Pasco, Washington 99301
509.586.6117 Tel | 800.545.2266 Toll-Free
509.586.2413 Fax | 866.586.2413 Toll-Free Fax

TiLite® OF0029_T_Series_0316RevC

FRAME FINISHES

TFF3 ☐ Tattooed Titanium™ (Tattoos on front frame tubes. Frame finished in Satin. Click on the images below to view the Tattoos online.)\$315

TFF31 ☐ The King of Rock



TFF32 ☐ Aloha



TFF33 ☐ Snow Leopard



TFF34 ☐ Wood Grain



High Gloss Paint

TFF8 ☐ Super Wet Black

TFF10 ☐ TiLite Red

TFF29 ☐ Neon Pink

TFF35 ☐ Burgundy

Metallic Paint

TFF14 ☐ Ocean Blue Metallic

TFF15 ☐ Tangerine Metallic

TFF16 ☐ Salsa Red Metallic

TFF30 ☐ Acid Green Metallic

Pearlescent Paint

TFF17 ☐ Midnight Blue Pearl

TFF18 ☐ White Pearl

TFF27 ☐ Titanium Grey

Matte Paint

TFF19 ☐ Black Lava

TFF20 ☐ Deep Blue Ice

TFF25 ☐ Electric Plum.....STD

Candy Paint

TFF22 ☐ Ruby Red

TFF23 ☐ Azure Blue

COLOR ANODIZE PACKAGE

(Color Anodize Package includes: Aluminum Camber Tube (Color Anodize not available with Power Adaptable Camber Tube), Camber Mount, Footrest Clamp, Caster Mount, Caster Fork, and Caster Cap. If no anodize color is selected, the default will be black.)

TANO1 ☐ Black.....STD

TANO5 ☐ Sapphire TANO3 ☐ Red Pepper TANO6 ☐ Burnt Orange

TANO8 ☐ Ultraviolet TANO9 ☐ Fuchsia.....\$160

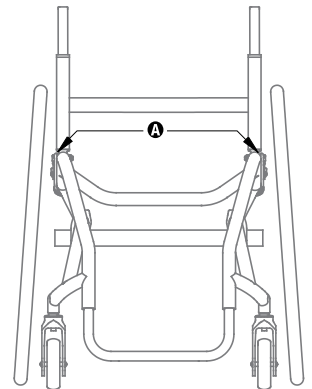
TIFIT®: TAILORED INDIVIDUALIZED FRAME

REAR SEAT WIDTH A Measure from outside of seat tube at back post to the outside of the opposite seat tube at back post.

TSW1 ☐ 12" ☐ 13" ☐ 14" ☐ 15" ☐ 16" ☐ 17" ☐ 18" ☐ 19".....STD

TSW2 ☐ 20" (HCPCS code only applies to 20" Rear Seat Width A.).....\$465

E2201



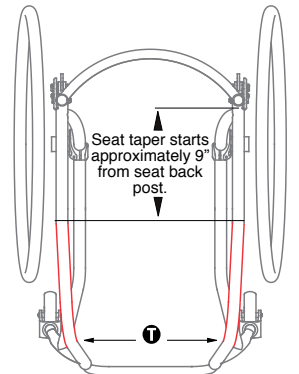
FRONT SEAT WIDTH (SEAT TAPER) I Measure from inside of front frame tube to inside of opposite front frame tube. (Required with V-Front End V. Not Available with Standard Front End I.)

TFSW1 ☐ No Taper (2" Narrower than Rear Seat Width A.).....STD

TFSW2 ☐ 1" Taper (3" Narrower than Rear Seat Width A. Includes Tension Adjustable by Straps Seat Upholstery.).....\$260

TFSW4 ☐ 2" Taper (4" Narrower than Rear Seat Width A. Includes Tension Adjustable by Straps Seat Upholstery.).....\$260

TFSW6 ☐ 3" Taper (5" Narrower than Rear Seat Width A. Includes Tension Adjustable by Straps Seat Upholstery. Not available with 12" Seat Width.).....\$260



SEAT DEPTH I Measure from front of back post to the front edge of seat sling. Front edge of seat sling will be .5" behind bend at front of chair frame, unless Glide™ Forks, or a 90° Front Angle is ordered, in which case front edge of seat sling begins approximately 1" behind the bend.

TSD1 ☐ 12" ☐ 13" ☐ 14" ☐ 15" ☐ 16" ☐ 17" ☐ 18" ☐ 19".....STD

TSD2 ☐ 20".....\$490

E2203

TSD3 ☐ Custom Frame Depth: _____" Frame Depth Longer or Shorter Than Seat Depth (A Custom Frame Depth of 20" is \$475.).....NCO

ERGONOMIC SEAT I Measure from front of back post to beginning of upward bend of seat tube. (Not available with Aero T, TRA, Tension Adjustable Bolt On Seat Upholstery or G10 Solid Seat.)

TERG1 ☐ 4" ☐ 5" ☐ 6" ☐ 7" ☐ 8" ☐ 9" ☐ 10"\$320

FRONT SEAT HEIGHT I Measure from floor to top of seat tube at front edge of seat sling.

TFSH1 ☐ 15" ☐ 15.5" ☐ 16" ☐ 16.5" ☐ 17" ☐ 17.5" ☐ 18" ☐ 18.5" ☐ 19" ☐ 19.5" ☐ 20" ☐ 20.5" ☐ 21".....STD

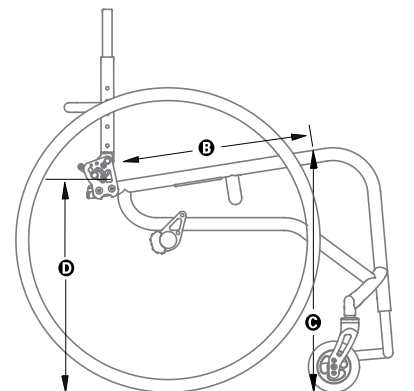
REAR SEAT HEIGHT I Measure from floor to top of seat tube at back post.

REAR SEAT HEIGHT RANGES

Rear Wheel Size Rear Seat Height I

20"	12.5"- 21"
22"	13.5"- 21"
24"	14.5"- 21"
25"	15.0"- 21"
26"	15.5"- 21"

TRSH1	<input type="checkbox"/> 12.5"	<input type="checkbox"/> 13"	<input type="checkbox"/> 13.5"	<input type="checkbox"/> 14"
	<input type="checkbox"/> 14.5"	<input type="checkbox"/> 15"	<input type="checkbox"/> 15.5"	<input type="checkbox"/> 16"
	<input type="checkbox"/> 16.5"	<input type="checkbox"/> 17"	<input type="checkbox"/> 17.5"	<input type="checkbox"/> 18"
	<input type="checkbox"/> 18.5"	<input type="checkbox"/> 19"	<input type="checkbox"/> 19.5"	<input type="checkbox"/> 20"
	<input type="checkbox"/> 20.5"	<input type="checkbox"/> 21"	STD	



TIFIT®: TAILORED INDIVIDUALIZED FRAME

FRONT ANGLE ❶ Measure from frame front to floor.

TFA1 ☐ 60° ☐ 65° ☐ 70° ☐ 75° ☐ 80° ☐ 85° (Not available with 6" Front Wheels.)
☐ 90° (Not available with 5" or 6" Front Wheels.).....**STD**

SEAT TO FOOTREST ❸/FOOTRESTS Measure from front edge of seat sling to top rear of footrest.

Standard Footrests Measurement must be at least 2" shorter than Front Seat Height ❷.

☐ 13.5" ☐ 14" ☐ 14.5" ☐ 15" ☐ 15.5" ☐ 16" ☐ 16.5" ☐ 17"
☐ 17.5" ☐ 18" ☐ 18.5" ☐ 19"

TFTR3 ☐ Angle Adjustable Footrest**STD**

TFTR1 ☐ Titanium Footrest w/Flat ABS Cover.....**\$185**

TFTR2 ☐ Titanium Open Loop Footrest**\$240**

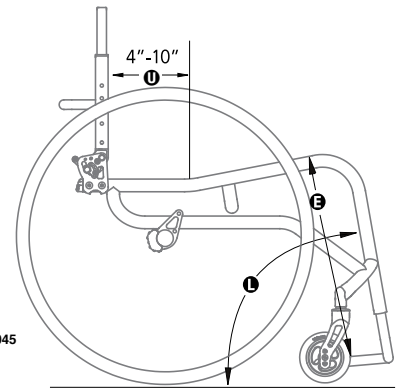
TFTR12 ☐ Flip-Back Footrest (Not available with ABS Cover with 2" Sides or Front Roller.).....**\$210** K0040, K0045

High Mount Footrest

☐ 7"-9" ☐ 9"-11" ☐ 11"-13" Set at _____ (Use 1/2" increments)

TFTR4 ☐ Angle Adjustable High Mount Footrest**\$90** K0040

TFTR14 ☐ **ABS Cover w/2" Sides** (Not available with Flip-Back Footrest.).....**\$100** K0041

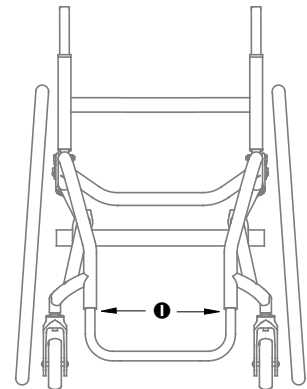


FOOTREST WIDTH ❶ or ❷ Select either a Standard Front End ❶ if no Seat Taper ❶ is selected on page 2 or a V-Front End ❷ if a Seat Taper ❶ is selected on page 2.

TFE1 **STANDARD FRONT END ❶** Find your Rear Seat Width ❶ in the Chart below and select one of the options to the right. Measure from inside of front frame tube to inside of opposite front frame tube.**STD**

REAR SEAT WIDTH ❶ (Outside Measurement)	FOOTREST WIDTH ❶		
	No Taper (2" Narrower than Rear Seat Width)	2" Taper (4" Narrower than Rear Seat Width)	4" Taper (6" Narrower than Rear Seat Width)
12"	<input type="checkbox"/> 10"	<input type="checkbox"/> 8"	
13"	<input type="checkbox"/> 11"	<input type="checkbox"/> 9"	
14"	<input type="checkbox"/> 12"	<input type="checkbox"/> 10"	<input type="checkbox"/> 8"
15"	<input type="checkbox"/> 13"	<input type="checkbox"/> 11"	<input type="checkbox"/> 9"
16"	<input type="checkbox"/> 14"	<input type="checkbox"/> 12"	<input type="checkbox"/> 10"
17"	<input type="checkbox"/> 15"	<input type="checkbox"/> 13"	<input type="checkbox"/> 11"
18"	<input type="checkbox"/> 16"	<input type="checkbox"/> 14"	<input type="checkbox"/> 12"
19"	<input type="checkbox"/> 17"	<input type="checkbox"/> 15"	<input type="checkbox"/> 13"
20"	<input type="checkbox"/> 18"	<input type="checkbox"/> 16"	<input type="checkbox"/> 14"

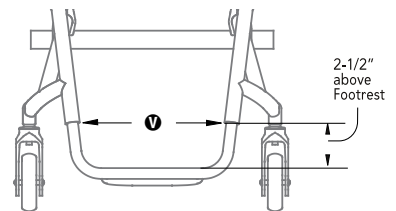
TFE1 ☐ **NO V-Front Taper****NCO**



OR

TFE2 **V-FRONT END ❷** Measure from inside of front frame tube to inside of opposite front frame tube 2-1/2" above footrest. (Titanium Footrests have 1" of adjustment up and down.)....**\$270**

☐ 8" ☐ 8.5" ☐ 9" ☐ 9.5" ☐ 10" ☐ 10.5" ☐ 11" ☐ 11.5"
☐ 12" ☐ 12.5" ☐ 13" ☐ 13.5" ☐ 14" ☐ 14.5" ☐ 15" ☐ 15.5"
☐ 16" ☐ 16.5" ☐ 17" ☐ 17.5"



SEAT BACK TYPE/PUSH HANDLES/SEAT BACK HEIGHT ❸ Measure from top of back post to top of seat tube at rear of frame.

SEAT BACK TYPE

TSB1 ☐ Folding Aluminum Adjustable Height.....**NCO**

TSB2 ☐ Folding Titanium Adjustable Height with New Rounded Rigidizer Bar

(Titanium back will match Frame Finish. Not available with Bolt-On Push Handles.).....**\$240**

TSB15 ☐ Non-Folding, Fixed Height Titanium with New Rounded Rigidizer Bar

(Not Available with Aero T or TRA. Titanium back will match Frame Finish. Not available with Push Handles.).....**\$265**

TISHAFT™ BACK RELEASE BARS (Not available with Non-Folding, Fixed Height Titanium Back.)

TSB3 ☐ Aluminum**STD**

TSB4 ☐ Titanium.....**\$70**

TSB5 ☐ Carbon Fiber.....**\$70**

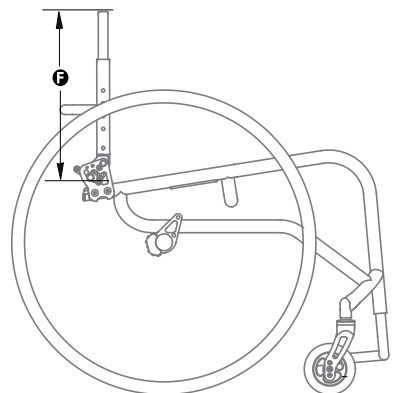
PUSH HANDLES

TSB6 ☐ Integrated Push Handles.....**NCO**

TSB7 ☐ Integrated Fold-Down Push Handles (Requires Tension Adjustable by Straps Back Upholstery.).....**\$105**

TSB8 ☐ Bolt-On Push Handles (Includes 4" Deep Backrest Rigidizer Bar. Not available with Ti Back.).....**\$185**

TSB9 ☐ Bolt-On Height-Adjustable Push Handles (Includes 4" Deep Backrest Rigidizer Bar. Not available with Ti Back.).....**\$315**



TiFIT®: TAILORED INDIVIDUALIZED FRAME

FOLDING SEAT BACK HEIGHT ⑥ (TSB1 and TSB2)

Push Handles (Selected Above)	Short	Medium	Tall	Set at: (Use 1/2" increments)
None / Bolt-On	<input type="checkbox"/> 8.5"- 11.5"	<input type="checkbox"/> 12"- 16.5"	<input type="checkbox"/> 16.5"- 20.5"	Set at: _____
Integrated	<input type="checkbox"/> 10.5"- 12.5"	<input type="checkbox"/> 13.5"- 16.5"	<input type="checkbox"/> 17.5"- 20.5"	Set at: _____
Integrated Fold-Down	<input type="checkbox"/> 13"- 15.5"	<input type="checkbox"/> 14.0"- 18.5"	<input type="checkbox"/> 18.5"- 21"	Set at: _____

NON-FOLDING, FIXED-HEIGHT ⑥ TITANIUM SEAT BACK with New Rounded Rigidizer Bar (TSB15) (Titanium back will match Frame Finish. Required for fixed Side Guards. Not available with Swing Away Tubular or Swing Away - Flip Back Tubular Armrests and Integrated Push Handles, Integrated Fold-Down Push Handles or Bolt-On Height Adjustable Push Handles.)

<input type="checkbox"/> 5"	<input type="checkbox"/> 5.5"	<input type="checkbox"/> 6"	<input type="checkbox"/> 6.5"	<input type="checkbox"/> 7"	<input type="checkbox"/> 7.5"	<input type="checkbox"/> 8"	<input type="checkbox"/> 8.5"	<input type="checkbox"/> 9"	<input type="checkbox"/> 9.5"	<input type="checkbox"/> 10"
<input type="checkbox"/> 10.5"	<input type="checkbox"/> 11"	<input type="checkbox"/> 11.5"	<input type="checkbox"/> 12"	<input type="checkbox"/> 12.5"	<input type="checkbox"/> 13"	<input type="checkbox"/> 13.5"	<input type="checkbox"/> 14"	<input type="checkbox"/> 14.5"	<input type="checkbox"/> 15"	<input type="checkbox"/> 15.5"
<input type="checkbox"/> 16"	<input type="checkbox"/> 16.5"	<input type="checkbox"/> 17"	<input type="checkbox"/> 17.5"	<input type="checkbox"/> 18"	<input type="checkbox"/> 18.5"	<input type="checkbox"/> 19"	<input type="checkbox"/> 19.5"	<input type="checkbox"/> 20"		

AVAILABLE ON ALL BACKS

TSB11 ☐ Backrest that Locks when Folded (Not available with Ergonomic Seat.)..... **NCO**

TSB12 ☐ 4" Deep Backrest Rigidizer Bar (Available with Aluminum and Titanium backrest option. Not available with a Non-Folding, Fixed Height Titanium Seat Back Type. 4" Deep Rigidizer Bar is NOT a rounded style rigidizer bar.)..... **NCO**

TSB13 ☐ Custom Height Backrest Rigidizer Bar (The Standard Rigidizer Bar height is 5" above the Seat Sling for a short, 6" for a medium and 10" for a tall. Custom Height Rigidizer Bar must be at least 4-1/2" above Seat Sling. Maximum Height is 3" less than Lowest Seat Back Height without push handles.)..... **\$160**
Set at: _____ (Use 1/4" increments)

SEAT BACK ANGLE ⑥ Measure angle from front of back post to floor.

TSBA1 **Folding Back**
☐ 80° ☐ 83° ☐ 86° ☐ 89° ☐ 92° ☐ 95° ☐ 98° ☐ 101°..... **NCO**

TSBA1 **Non-Folding Back**
☐ 80° ☐ 81° ☐ 82° ☐ 83° ☐ 84° ☐ 85° ☐ 86° ☐ 87° ☐ 88°
☐ 89° ☐ 90° ☐ 91° ☐ 92° ☐ 93° ☐ 94° ☐ 95° ☐ 96° ☐ 97°
☐ 98° ☐ 99° ☐ 100° ☐ 101°..... **NCO**

CENTER OF GRAVITY ⑥ Measure from front of back post at the seat tube to the center of the rear axle. If no center of gravity is selected, chair will ship with the center of gravity in the rearward-most position.

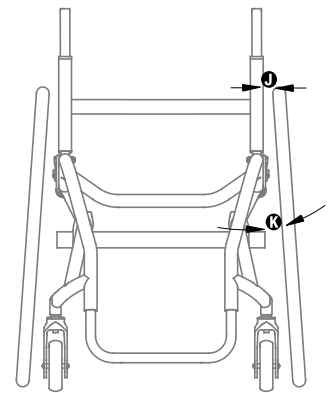
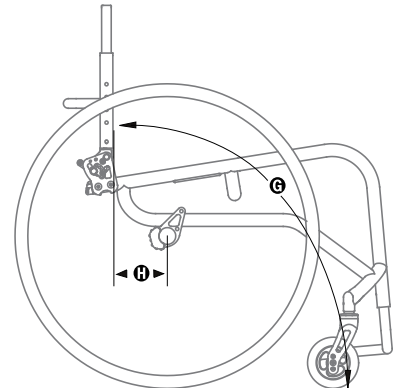
TCOG1 ☐ 1" ☐ 1.25" ☐ 1.5" ☐ 1.75" ☐ 2" ☐ 2.25" ☐ 2.5" ☐ 2.75"
☐ 3" ☐ 3.25" ☐ 3.5" ☐ 3.75" ☐ 4" ☐ 4.25" ☐ 4.5" ☐ 4.75"
☐ 5" ☐ 5.25" ☐ 5.5" ☐ 5.75" ☐ 6"..... **STD**

REAR WHEEL SPACING ⑥/PLUGS Measure from outside of seat back post to inside of rear tire.

.5" Rear Wheel Spacing not available with 0° or 2° Camber ⑥.
TRWS1 ☐ .5" ☐ .75" ☐ 1" ☐ 1.25" ☐ 1.5" ☐ 1.75" ☐ 2"..... **STD**
TCBR12 ☐ Adjustable Rear Wheel Spacing Camber Plugs (Not available with Power Adaptable Frame.)..... **STD**
TCBR9 ☐ Additional Spacers to Increase Rear Wheel Spacing..... **NCO**
TCBR11 ☐ Zero Play Aluminum Camber Plugs (Not available with Power Adaptable Frame or more than 6° of Camber ⑥.)..... **NCO**

CAMBER ⑥/CAMBER TUBES

TCBR1 ☐ 0° ☐ 2° ☐ 4° ☐ 6° ☐ 8° ☐ 12° (More than 6° of Camber ⑥ is not available with Zero Play Aluminum Camber Plugs or Carbon Fiber Camber Tube.)..... **STD**
TCBR15 ☐ Aluminum Camber Tube..... **STD**
TCBR3 ☐ Titanium Camber Tube (Not available with Power Adaptable Frame.)..... **\$185**
TCBR6 ☐ Carbon Fiber Camber Tube (Not available with Power Adaptable Frame or more than 6° of Camber ⑥.)..... **\$185**



CUSTOM CONFIGURATION OPTIONS

FRONT WHEELS

TFW24 ☐ 3"x1.5" LiteSpeed Billet Aluminum Wheel w/Soft Roll Tire ☐ Silver Hub **OR** ☐ Black Hub..... **\$175**
TFW14 ☐ 4"x.75" Plastic Wheel w/Poly Tire (Not available with Slipstream Fork, Glide™ Single-Sided Fork or Power Adaptable Frame.)..... **NCO**
TFW3 ☐ 4"x.75" Light-Up Micro-Caster (Not available with Slipstream Fork, Glide™ Single-Sided Fork or Power Adaptable Frame.)..... **\$75**
TFW25 ☐ 4"x.75" LiteSpeed Billet Aluminum Wheel w/Poly Tire ☐ Silver Hub **OR** ☐ Black Hub **\$135**
TFFW26 ☐ 4"x1.5" LiteSpeed Plastic Wheel w/Soft Roll Tire (Not available with Power Assist, Power Add-on System or Heavy Duty Frame.)..... **\$85**
TFW27 ☐ 4"x1.5" LiteSpeed Billet Aluminum Wheel w/Soft Roll Tire ☐ Silver Hub **OR** ☐ Black Hub..... **\$185**
TFW6 ☐ 5"x1" Plastic Wheel w/Poly Tire (Not available with 90° Front Angle ⑥, Slipstream Fork, Glide™ Single-Sided Fork or Power Adaptable Frame.)..... **NCO**
TFW28 ☐ 5"x1.5" LiteSpeed Plastic Wheel w/Soft Roll Tire (Not available with 90° Front Angle ⑥, or Power Adaptable Frame.)..... **\$85**
TFW29 ☐ 5"x.75" LiteSpeed Billet Aluminum Wheel w/Poly Tire ☐ Silver Hub **OR** ☐ Black Hub (Not available with 90° Front Angle ⑥.)..... **\$155**
TFW30 ☐ 5"x1.5" LiteSpeed Billet Aluminum Wheel w/Soft Roll Tire ☐ Silver Hub **OR** ☐ Black Hub (Not available with 90° Front Angle ⑥.)..... **\$200**
TFW9 ☐ 6"x1" Plastic Wheel w/Poly Tire (Not available with 85° or 90° Front Angle ⑥, Slipstream Fork, Glide™ Single-Sided Fork or Power Adaptable Frame.)..... **NCO**

CUSTOM CONFIGURATION OPTIONS

TFW34 <input type="checkbox"/> 6"x1" LiteSpeed Billet Aluminum Wheel w/Poly Tire <input type="checkbox"/> Silver Hub OR <input type="checkbox"/> Black Hub (Not available with 85° or 90° Front Angle 1 , Slipstream Fork, Glide™ Single-Sided Fork.).....	\$175
TFW32 <input type="checkbox"/> 6"x1.5" LiteSpeed Plastic Wheel w/Soft Roll Tire (Not available with 85° or 90° Front Angle 1 , Slipstream Fork, Glide™ Single-Sided Fork or Power Adaptable Frame.).....	\$90
TFW33 <input type="checkbox"/> 6"x1.5" LiteSpeed Billet Aluminum Wheel w/Soft Roll Tire <input type="checkbox"/> Silver Hub OR <input type="checkbox"/> Black Hub (Not available with 85° or 90° Front Angle 1 , Slipstream Fork, Glide™ Single-Sided Fork.).....	\$210

FRONT FORKS

TFK1 <input type="checkbox"/> TiLite Standard Fork.....	STD	
TFK2 <input type="checkbox"/> TiLite Slipstream Single-Sided Fork (Not available with Power Adaptable Frame.).....	\$160	
TGL1 <input type="checkbox"/> Out-Front Glide™ Suspension Fork (Black anodize only.).....	\$455	E1015
Rider's Weight: <input type="checkbox"/> 125 lbs. <input type="checkbox"/> 125-180 lbs. <input type="checkbox"/> 180-265 lbs7		
TGL2 <input type="checkbox"/> Out-Front Glide™ Single-Sided Suspension Fork (Black anodize only. Not available with 6" Front Wheels.).....	\$585	E1015
Rider's Weight: <input type="checkbox"/> 125 lbs. <input type="checkbox"/> 125-180 lbs. <input type="checkbox"/> 180-265 lbs.		
TTFS1 <input type="checkbox"/> Titanium Fork Stem.....	\$55	

STANDARD REAR WHEELS (See Rear Seat Height Ranges Chart on Page 1 for Rear Seat Height **1** limitations.)

TRW14 TiLite SHADOW™.....	STD	
<input type="checkbox"/> 20"(451)		
<input type="checkbox"/> 22"(501)		
<input type="checkbox"/> 24"(540)		
<input type="checkbox"/> 25"(559) (Requires 15" minimum Seat Depth 1 .)		
<input type="checkbox"/> 26"(590) (Requires 15" minimum Seat Depth 1 .)		

PERFORMANCE REAR WHEELS (See Rear Seat Height Ranges Chart on Page 1 for Rear Seat Height **1** limitations.)

TRW7 Spinergy SPOX <input type="checkbox"/> Black <input type="checkbox"/> Red <input type="checkbox"/> Yellow <input type="checkbox"/> Blue <input type="checkbox"/> White	\$795	
<input type="checkbox"/> 22"(501) - Std. Hub		
<input type="checkbox"/> 24"(540) - Std. Hub		
<input type="checkbox"/> 25"(559) - Std. Hub (Requires 15" minimum Seat Depth 1 .)		
<input type="checkbox"/> 26"(590) - Sport Hub (Requires 15" minimum Seat Depth 1 . Not available with Quad Release Axles.)		
TRW8 Spinergy LX <input type="checkbox"/> Black <input type="checkbox"/> Red <input type="checkbox"/> Yellow <input type="checkbox"/> Blue <input type="checkbox"/> White <input type="checkbox"/> Go Green <input type="checkbox"/> Bright Orange <input type="checkbox"/> Flamingo Pink.....	\$995	
<input type="checkbox"/> 22"(501) - Std. Hub		
<input type="checkbox"/> 24"(540) - Std. Hub		
<input type="checkbox"/> 25"(559) - Std. Hub (Requires 15" minimum Seat Depth 1 .)		
<input type="checkbox"/> 26"(590) - Sport Hub (Requires 15" minimum Seat Depth 1 . Not available with Quad Release Axles.)		
TRW16 Spinergy Carbon Blade (Not available with Heavy Duty Frame, Natural-Fit or Natural-Fit LT with Standard Grip or Super Grip.).....	\$1,395	
<input type="checkbox"/> 24"(540)		
<input type="checkbox"/> 25"(559) (Requires 15" minimum Seat Depth 1 .)		
TRW17 X-Core Mag (Not available with Heavy Duty Frame, Short Tabs, Quad Release Axles or Spoke Guards. Available with Aluminum Sliver Anodized Handrims only.)	\$55	
<input type="checkbox"/> 20"(451)		
<input type="checkbox"/> 22"(501)		
<input type="checkbox"/> 24"(540)		

AXLES

TAXL1 <input type="checkbox"/> Stainless Quick Release.....	STD	
TAXL2 <input type="checkbox"/> Titanium Quick Release.....	\$240	
TAXL3 <input type="checkbox"/> Quad Release (Not available with Mag or 26"(590) Spinergy Spox or LX Rear Wheels.).....	\$145	

PNEUMATIC REAR TIRES

TRTR1 <input type="checkbox"/> Treaded (Not available with 25"(559) Rear Wheels. 20" (451) Mag Wheels require Airless Inserts.).....	STD	
TRT2 <input type="checkbox"/> Airless Inserts.....	\$85	E2213
TRTR3 <input type="checkbox"/> 25"(559) Primo Treaded (Standard with 25"(559) Rear Wheels.).....	STD	
TRTR4 <input type="checkbox"/> Primo (Not available with Mag Rear Wheels.).....	NCO	
TRTR8 <input type="checkbox"/> 24"(540), 25"(559) and 26"(590) Schwalbe® Marathon Plus Evolution (Not available with Mag Rear Wheels.).....	\$130	
TRTR9 <input type="checkbox"/> 24"(540) and 25"(559) Schwalbe® Slick Tires (Not available with Mag Rear Wheels.).....	\$135	
TRTR24 <input type="checkbox"/> 24"(540) Kenda Kobra Knobby Tire.....	\$80	

SOLID REAR TIRES

TRTR22 <input type="checkbox"/> 20"(451), 22"(501) and 24"(540)Primo Express.....	\$100	
TRTR23 <input type="checkbox"/> 24"(540) and 25"(559) Primo Active.....	\$125	

HANDRIMS

Handrims by OUT-FRONT®

TRIM1 <input type="checkbox"/> Aluminum – Silver Anodized.....	STD	
TRIM21 <input type="checkbox"/> Aluminum – Black Anodized (Not available with Mag or 20"(451) Rear Wheels.).....	NCO	
TRIM12 <input type="checkbox"/> Titanium – Satin Finish (Not available with Mag, 20"(451) or 22"(501) Rear Wheels, or 24"(540) Knobby tires.).....	\$430	
The Natural-Fit® (Original, Larger Profile) (Not available with Mag or 20"(451) Rear Wheels.)		
TRIM14 <input type="checkbox"/> Standard Grip (Not available with Short Tabs or Spinergy Carbon Blade Rear Wheels.).....	\$360	
TRIM15 <input type="checkbox"/> Super Grip (Not available with Short Tabs or Spinergy Carbon Blade Rear Wheels.).....	\$405	
TRIM16 <input type="checkbox"/> Without Thumb Grip.....	\$335	

CUSTOM CONFIGURATION OPTIONS

The Natural-Fit® LT (Reduced Weight, Smaller Profile) (Not available with Mag or 20"(451) Rear Wheels.)	
TRIM17 <input type="checkbox"/> Standard Grip (Not available with Short Tabs or Spinergy Carbon Blade Rear Wheels.)	\$390
TRIM18 <input type="checkbox"/> Super Grip (Not available with Short Tabs or Spinergy Carbon Blade Rear Wheels.)	\$440
TRIM19 <input type="checkbox"/> Without Thumb Grip	\$365
TRIM10 <input type="checkbox"/> The Surge (All-In-One Oval with Gription™ Strip, Larger Profile) (Not available with Mag or 20"(451) Rear Wheels.)	\$375
TRIM11 <input type="checkbox"/> The Surge LT (All-In-One Oval with Gription™ Strip, Smaller Profile) (Not available with Mag or 20"(451) Rear Wheels.)	\$405
TRIM20 <input type="checkbox"/> Q-Grip (Exclusive High-Friction, Anti-Slip Coating) (Not available with 20"(451), or Mag Rear Wheels.)	\$315
TRIM22 <input type="checkbox"/> Omit Handrims	NCO
Tab Length	
TRIM7 <input type="checkbox"/> Long Tabs	STD
TRIM8 <input type="checkbox"/> Short Tabs (Not available with Mag Rear Wheels or The Natural-Fit® Handrims with Thumb Grip.)	\$20

WHEEL LOCKS

Wheel Locks by OUT-FRONT®

TWLK7 <input type="checkbox"/> Compact Composite Push to Lock (Available with .75" to 1.5" Rear Wheel Spacing ① only.)	NCO	
TWLK8 <input type="checkbox"/> Compact Composite Pull to Lock (Available with .75" to 1.5" Rear Wheel Spacing ① only.)	NCO	
TWLK10 <input type="checkbox"/> Extension Handles for Compact Composite Push/Pull to Lock	\$80	E0961
TWLK9 <input type="checkbox"/> Composite Scissor Lock	\$135	

Additional Wheel Locks

TWLK3 Uni-Lock Set At: <input type="checkbox"/> Push OR <input type="checkbox"/> Pull	\$155	
TWLK4 <input type="checkbox"/> Extension Handles for Uni-Lock	\$80	E0961

BACK UPHOLSTERY (Want more seating options? [Click here](#) to view the new TiLite Seating Order Form.)

TBUP2 <input type="checkbox"/> Velcro Adjustable (Not available with Fold-Down Push Handles.)	STD	
Tension Adjustable by Straps (Required with Fold-Down Push Handles.)		
TBUP3 <input type="checkbox"/> Padded Nylon	\$320	E2611
TBUP5 <input type="checkbox"/> AIR Breathable Upholstery (Not available with Ultrasuede or NiteLite Backrest Stripe.)	\$320	E2611
TUPC3 Ultrasuede Backrest Stripe <input type="checkbox"/> Black <input type="checkbox"/> Sapphire <input type="checkbox"/> Red Pepper <input type="checkbox"/> Burnt Orange <input type="checkbox"/> Ultraviolet		
<input type="checkbox"/> TiLite NiteLite Reflective	\$95	
TBUP0 <input type="checkbox"/> Omit Back Upholstery	NCO	

SEAT UPHOLSTERY

TSUP1 <input type="checkbox"/> Tension Adjustable Bolt On (Not available with Ergonomic or Tapered Seat ①. Black only.)	STD	
TSUP7 <input type="checkbox"/> iSleeve™ Under Seat Smartphone Holder (Not available with 12" or 13" Rear Seat Width ① or Seat Depth ②.)	NCO	
TSUP2 <input type="checkbox"/> Tension Adjustable by Straps (Standard with Ergonomic Seat ① and Front Seat Width (Seat Taper) ① of 1", 2" or 3". Black upholstery only.)	\$160	
TSUP3 <input type="checkbox"/> G10 Solid Seat (Not available with 10" or 11" Rear Seat Width ① or Ergonomic Seat ①.)	\$265	E2231
TSUP0 <input type="checkbox"/> Omit Seat Upholstery	NCO	

SEAT CUSHION (Want more seating options? [Click here](#) to view the new TiLite Seating Order Form.)

TCSH1 Foam Cushion <input type="checkbox"/> 2" <input type="checkbox"/> 3" <input type="checkbox"/> 4"	\$105	
--	-------	--

SIDE GUARDS

TSDG1 <input type="checkbox"/> Cloth (Not available with Ride Designs Corbac Back Support.)	\$90	
---	------	--

Aluminum

TSDG2 <input type="checkbox"/> Rigid Removable <input type="checkbox"/> Small OR <input type="checkbox"/> Std	\$185	
TSDG3 <input type="checkbox"/> Quad Removable w/Hole <input type="checkbox"/> Small OR <input type="checkbox"/> Std	\$200	
TSDG4 <input type="checkbox"/> Fold Down Rigid <input type="checkbox"/> Small OR <input type="checkbox"/> Std (Not available with Ergonomic Seat.)	\$315	
TSDG6 <input type="checkbox"/> Fendered Adjustable (Available with 24" and 25" Rear Wheels. Requires Rear Seat Height ② of 14.5" to 18.5".)	\$315	

Carbon Fiber

TSDG7 <input type="checkbox"/> Rigid Removable <input type="checkbox"/> Small OR <input type="checkbox"/> Std	\$290	
TSDG8 <input type="checkbox"/> Quad Removable w/Hole <input type="checkbox"/> Small OR <input type="checkbox"/> Std	\$300	
TSDG9 <input type="checkbox"/> Fold Down Rigid <input type="checkbox"/> Small OR <input type="checkbox"/> Std (Not available with Ergonomic Seat.)	\$430	
TSDG11 <input type="checkbox"/> Fendered Adjustable (Available with 24" and 25" Rear Wheels. Requires Rear Seat Height ② of 14.5" to 18.5".)	\$530	
TSDG12 <input type="checkbox"/> Fendered Removable	\$425	

Available on Aluminum and Carbon Fiber Non-Fendered Side Guards

TSDG13 <input type="checkbox"/> Side Guards Custom Cut to Profile of Rear Wheels (Not available with Cloth.)	\$295	
--	-------	--

ARMRESTS (Desk Arms come with built-in Side Guards.)

TARM1 Swing Away Tubular <input type="checkbox"/> 9" to 12" OR <input type="checkbox"/> 11" to 14" (Not Available with Non-Folding, Fixed Height Titanium Seat Back or Height Adjustable Push Handles.)	\$210	E0973
TARM4 <input type="checkbox"/> Swing Away - Flip Back Tubular 9" to 12" (Not Available with Non-Folding, Fixed Height Titanium Seat Back.)	\$295	E0973
TARM2 Removable Height Adjustable Desk Arm with Rigid Side Guard (Requires 14" minimum Seat Depth ②. Not available with Ergonomic Seat.)	\$315	E0973
<input type="checkbox"/> 9" to 12" OR <input type="checkbox"/> 12" to 15"		
<input type="checkbox"/> Standard Length Pad (10") OR <input type="checkbox"/> Full Length Pad (14")		
TARM3 Removable Height Adjustable Desk Arm with Rigid Side Guard and Transfer Loop (Requires 15" minimum Seat Depth ②. Not Available with Ergonomic Seat.)	\$350	E0973
<input type="checkbox"/> 9" to 12" OR <input type="checkbox"/> 12" to 15"		
<input type="checkbox"/> Standard Length Pad (10") OR <input type="checkbox"/> Full Length Pad (14")		

CUSTOM CONFIGURATION OPTIONS

Available Armrest Option

TARM5 ☐ Covered in Black Ultrasuede (Not available with Desk Arms).....\$100

SEAT BELTS

TBLT1 ☐ Velcro Adjustable, Black Nylon Webbing.....\$50 E0978
 TBLT2 ☐ Bodypoint® 2" Push-Button Buckle (Auto-Style.).....\$90 E0978
 TBLT4 ☐ Bodypoint® 1" Wide Push-Button Buckle Padded (Auto-Style.) (Not available with 19" or 20" Rear Seat Widths A.).....\$175 E0978
 TBLT5 ☐ Bodypoint® 1.5" Wide Push-Button Buckle Padded (Auto-Style.) (Not available with 19" or 20" Rear Seat Widths A.).....\$165 E0978
 TBLT10 ☐ Bodypoint® Optional Band Clamp Mounting Hardware.....\$20 E0978

CALF STAP

TCLF2 Velcro Adjustable.....\$35 K0038
☐ Xtra Small (Recommended for 6" - 9" Footrest Widths.)
☐ Small (Recommended for 9" - 12" Footrest Widths.)
☐ Medium (Recommended for 11" - 15" Footrest Widths.)
☐ Large (Recommended for 14" - 17" Footrest Widths.)
☐ Xtra Large (Recommended for 16"- 19" Footrest Widths.)

TCLF3 Bodypoint® Padded Velcro Adjustable.....\$95 K0038
☐ Medium (Recommended for 11"- 15" Footrest Widths.)
☐ Large (Recommended for 16"- 19" Footrest Widths.)

TCLF1 ☐ Buckle Adjustable, Black Nylon Webbing.....\$25 K0038

BACK PACK

TBCK3 ☐ Black TiLite Back Pack.....\$85

SEAT POUCH

TPCH3 ☐ Black TiLite Seat Pouch.....\$55

SPOKE GUARDS by SPOZEE.COM

TGRD1 ☐ Clear Lexan with TiMotion Logo (Not available with Mag Rear Wheels.).....\$125 K0065

ANTI-TIPS

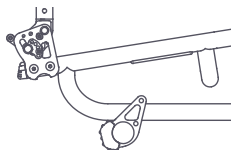
TTIP1 ☐ Rear Aluminum - Black.....\$150 E0971
 TTIP2 ☐ User Friendly Flip-up (Not available with Frog Legs® Rear Suspension.).....\$315 E0971

ACCESSORIES

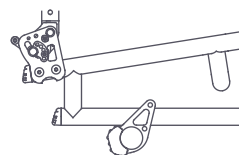
TUEST1 Upper Extremity Support Tray ☐ 12" to 14" OR ☐ 13" to 15" Seat Widths A (Requires Armrests.).....\$270 E0950
 TLUG1 ☐ Luggage Carriers.....\$135
 TGS1 ☐ GRIP Solutions Lap Board.....\$50
 TMPCT2 Neoprene Impact Guards with Ultrasuede Stripe ☐ Black ☐ Sapphire ☐ Red Pepper ☐ Burnt Orange
☐ Ultraviolet ☐ TiLite NiteLite Reflective.....\$95
 TCH1 ☐ Crutch Holder.....\$210 E2207
 THS1 ☐ TiLite 9 Piece SAE Round Handle Folding Hex Key Set.....\$25
 TAFP1 4" Logo Patch ☐ Army ☐ Navy ☐ Air Force ☐ Marines.....\$95

FRAME NOTES

The rear frame for a TR will be square when the Center of Gravity A measurement is less than 3.5". Aero T and TRA will always be a Rounded Rear Frame.



A. Round Rear Frame



B. Square Rear Frame

DESIGNS UNLIMITED

TiLite's T Series offers more than 470 billion different frame combinations! But when that's not enough, check out the Designs Unlimited Studio at tilite.com. There you will find drawings and pricing for hundreds of creative solutions to customers' customization requests. We call these "D.U.'s." If you don't find the D.U. you're looking for, contact the TiLite Customer Service Team at 800.545.2266 or customerservice@tilite.com and we'll design a D.U. just for you. Designs Unlimited customization may add an additional 2 to 3 weeks to the ship time of your chair.

GENERAL

TiLite manufactures a wide variety of wheelchairs to meet the varied needs of wheelchair users. The final selection of a particular model, its options and accessories, and its measurements rests solely with the wheelchair user and advising healthcare professional. TiLite wheelchairs must be fitted by a qualified healthcare professional. HCPCS Codes are for reference purposes only. Actual coding and coverage varies by payer. Proper HCPCS coding is not a guarantee of payment. Please verify the appropriate payer's coverage policy.

Get the latest order forms at tilite.com. Prices, standard features, options and accessories are subject to change without notice. All rights reserved. Trademarks are identified by symbols™ and ®. TiLite, TiFit, the TiLite logo, Ti, the Ti logo, The Titanium Experts, and TiShaft are registered trademarks of TiSport, LLC and are licensed to TiLite, LLC. Adobe®, Acrobat®, Acrobat Professional® and Reader® are registered trademarks of Adobe Systems Inc. Bodypoint® is a registered trademark of Bodypoint Inc. Kenda® is a registered trademark of Kenda Rubber Industrial Co. Ltd. Ride Designs® and Corbac® are registered trademarks of Aspen Seating, LLC. ROHO®, Low Profile® and Quadtro Select® are registered trademarks of ROHO Inc. Schwalbe® is a registered trademark of Ralf Bohle GmbH. Supracor®, Stimulite® and Corbee® are registered trademarks of Supracor, Inc. The Natural-Fit® and Out-Front® are registered trademarks of Three Rivers Holdings, LLC. Varilite® is a registered trademark of Cascade Designs, Inc.

QUOTE THIS CHAIR

If you are using Adobe Acrobat, this order form may be converted into a quote request or into an order by clicking one of the buttons (this feature is available exclusively to TiLite dealers and distributors). A TiLite Quote or a TiLite Order Confirmation will be sent to you within 24 hours.

ORDER THIS CHAIR